

IN OUT

ST_ONE

GRES PORCELLANATO . PORCELAIN STONEWARE . GRÈS CÉRAME . FEINSTEINZEUG

 **SICHENIA**
ECCellenza CERAMICA ITALIANA

ST_ONE



LA FORZA DELLA PIETRA PER IL DESIGN CONTEMPORANEO

THE STRENGTH OF STONE FOR MODERN DESIGN
LA FORCE DE LA PIERRE POUR LE DESIGN CONTEMPORAIN
DIE STÄRKE DES STEINS FÜR MODERNES DESIGN

L'eleganza naturale della pietra rivive in St_One: un progetto completo con una forte personalità e una flessibilità tale da poter essere utilizzato nelle più svariate applicazioni regalando sempre sensazioni gradevoli.

Una collezione per pavimenti e rivestimenti destinata sia agli spazi indoor che outdoor. Il suo punto di forza è rappresentato dalla perfetta sintesi tra stile moderno, versatilità e prestazioni elevate.

Quattro i colori in gamma e tre le superfici per ottenere risultati eccellenti in tutte le destinazioni d'uso, potendo contare su un'ampia gamma di formati indicati per le più svariate combinazioni di posa e assicurare affascinanti effetti di continuità stilistica tra interni ed esteri.

Tra gli altri, si evidenzia il modulo multiformato con spessore 20 mm, specificamente pensato per l'outdoor, e una decorazione che vede nella linea la sua protagonista.

Questo insieme di tratti che ricorda un tessuto, conferisce un'identità accattivante ed elegante all'ambiente che lo adotta.

Sichenia decide infine, di uscire dagli schemi tradizionali con TURTLE, un pentagono che aggiunge ulteriore varietà e libertà progettuale alla collezione.

The natural elegance of the stone, relives in St_one: a project with strong personality and flexibility, that can be applied in many ways and always offers pleasant sensation. This is a collection for walls and floors, dedicated for both indoor and outdoor spaces. Its strengths is the perfect combination between modern style, versatility and high performance.

Four choices of colours and three types of surfaces allow excellent results in every destination of use and can rely on a wide range of sizes suitable for several laying solutions.

Furthermore it ensures fascinating effects of stylistic continuity between indoor and outdoor settings.

The focus is on multi-format with 20mm thickness designed especially for the outdoor, and on a decoration that was born from the geometric line.

This striped set reminds a fabric and makes the ambient more attractive and elegant.

Sichenia lastly decided to break the mould with TURTLE, a pentagon that adds variety and design freedom to the collection.

L'élégance naturelle de la pierre perdure dans St_One: un projet complet avec une forte personnalité et une flexibilité qui peut être utilisé dans les plus variées applications, en donnant toujours des sensations agréables.

Une collection pour carrelages et revêtements dédiée aux espaces intérieurs et extérieurs.

Sa force est représentée par la synthèse parfaite du style moderne, de la polyvalence et de la haute performance.

Quatre couleurs et trois surfaces pour obtenir résultats excellents dans toutes les destinations. Il peut compter sur une large gamme de tailles indiquées pour les combinaisons de pose et assurer des effets fascinants de continuité stylistique entre intérieurs et extérieurs.

L'accent est mis sur les formats multiples de 20 mm d'épaisseur, spécialement conçus pour l'extérieur et sur une décoration créée à partir d'une ligne.

Cet ensemble de rayures qui ressemble à un tissu, donne une identité captivante et élégante à l'environnement qui l'adopte.

Enfin, Sichenia se lance avec TURTLE, un pentagone que ajoute encore plus de variété et de liberté de design à la collection.

Natürliche Eleganz des Steins wieder belebt in St-one: ein komplettes Projekt mit einer starken Persönlichkeit und Flexibilität, das in den verschiedensten Anwendungen eingesetzt werden kann und stets angenehme Empfindungen hervorruft.

Eine Kollektion für Böden und Wände im Innen- und Außenbereich.

Seine Stärke ist die perfekte Synthese aus modernem Stil, Vielseitigkeit und hoher Leistung.

Vier Farben im Sortiment und drei Oberflächen sorgen für hervorragende Ergebnisse in allen Einsatzgebieten, somit kann man auf ein breites Spektrum an Größen für die unterschiedlichsten Verlegekombinationen.

Zurückgreifen und faszinierende Effekte stilistischer Kontinuität zwischen Innenräumen und Außenbereichen erzielen.

Unter anderem haben wir, das speziell für den Außenbereich ein Multiformatmodul mit einer Stärke von 20 mm entwickelt, ergänzt mit einer Dekoration, die den Protagonisten in der Linie sieht. Diese Linien, die einem Stoff ähneln, verleihen der Umgebung, in der er verwendet wird, eine attraktive und elegante Identität. Schließlich entschließt sich Sichenia, mit TURTLE, einem Fünfeck, das der Kollektion mehr Vielfalt und Gestaltungsfreiheit verleiht, von traditionellen Entwürfen abzuweichen.



GRES PORCELLANATO . PORCELAIN STONEWARE . GRÈS CÉRAMÉ . FEINSTEINZEUG
 RETTIFICATO . RECTIFIED . RECTIFIE . REKTIFIZIERT

SURFACES

NATURALE



LAPPATO



GRIP



COLOURS

OFF WHITE

GREY

ANTHRACITE

GREIGE

IN


10 mm



60x120
 23³/₄x47¹/₄
 Ret - R10
 Ret - Lappato




60x90
 23³/₄x35¹/₂
 Ret - R10
 Ret - Lappato



60x60
 23³/₄x23³/₄
 Ret - R10
 Ret - Lappato




30x60
 12"x23³/₄"
 Ret - R10
 Ret - Lappato



10x30
 4"x12"
 Ret - R10

DECORS




60x60
 23³/₄x23³/₄
 Ret - R10



30x60
 12"x23³/₄"
 Ret - R10




66,5x49,5
 26¹/₄x19¹/₂
 Ret - R10



Modulo rete (5x5 - 2"x2")
30x30
 12"x12"
 Ret - R10

OUT

10 mm



60x90
 23³/₄x35¹/₂
 Ret - Grip

20 mm




60x90
 23³/₄x35¹/₂
 Ret - Grip



6

7

INDOOR
Pavimento . Floor: Anthracite 60x120 . 23³/₄x47¹/₄ Ret - Lappato
Rivestimento . Wall tile: Anthracite 30x60 . 12¹/₂x23³/₄ Decoro Ret - R10





10

INDOOR
Pavimento . Floor: Anthracite 60x120 . 23³/₄x47¹/₄ Ret - Lappato
Rivestimento . Wall tile: Anthracite 30x60 . 12³/₄x23³/₄ Decoro Ret - R10



11

INDOOR
Rivestimento . Wall tile:
Off White 10x30 . 4"x12" Ret - R10
Pavimento . Floor:
Off White 60x90 . 23³/₄x35¹/₂ Ret - R10

12



13



INDOOR
 Pavimento . Floor: Off White
 60x90 . 23³/₄x35¹/₂ Ret - R10





INDOOR
 Pavimento . Floor: Greige 60x60 . 23³/₄x23³/₄ Ret - R10
 Rivestimento . Wall tile: Greige 30x60 . 12"x23³/₄ Ret - R10 / 30x30 . 12"x12" (5x5 . 2"x2") Modulo rete Ret - R10





INDOOR
Pavimento . Floor: Greige 60x60 . 23³/₄x23³/₄ Ret - R10
Rivestimento . Wall tile: Greige 30x60 . 12⁵/₈x23³/₄ Ret - R10



INDOOR: Rivestimento . Wall tile: Greige 30x60 . 12"x23³/₄" Ret - R10
 OUTDOOR: Pavimento . Floor: Greige 60x90 . 23³/₄"x35¹/₂" Ret - Grip









INDOOR
Pavimento . Floor:
Grey 60x60 . 23³/₄x23³/₄ Ret - R10
Rivestimento . Wall tile:
Grey 60x60 . 23³/₄x23³/₄ Decoro Ret - R10
Anthracite 60x120 . 23³/₄x47¹/₄ Ret - R10

INDOOR
Grey 60x60 . 23³/₄x23³/₄ Decoro Ret - R10
Anthracite 60x120 . 23³/₄x47¹/₄ Ret - R10

26

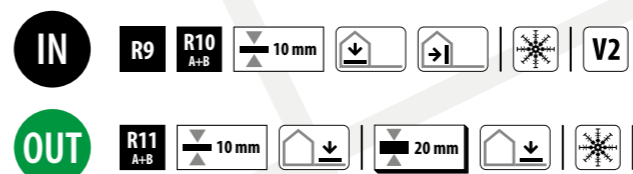


27



ST_ONE

GRES PORCELLANATO . PORCELAIN STONWARE . GRÉS CÉRAME . FEINSTEINZEUG



FORMATI . Sizes . Formats . Formate

| | | Pz x | m ² x | kg x | x | m ² x | kg x |
|--|--|--|------------------|-------|--------|------------------|-------------|
| | 60x120 23 ³ / ₄ x47 ¹ / ₄ | Ret - R10 Ret - Lappato | 2 | 1,440 | 32,200 | 35 | 50,400 1127 |
| | 60x90 23 ³ / ₄ x35 ¹ / ₂ | Ret - R10 Ret - Lappato ● Ret - Grip | 3 | 1,620 | 38,250 | 32 | 51,840 1224 |
| | 60x90 23 ³ / ₄ x35 ¹ / ₂ | ● 20 mm Ret - Grip | 1 | 0,540 | 25,000 | 45 | 24,300 1125 |
| | 60x60 23 ³ / ₄ x23 ³ / ₄ | Ret - R10 Ret - Lappato | 4 | 1,440 | 32,000 | 30 | 43,200 960 |
| | 30x60 12"x23 ³ / ₄ " | Ret - R10 Ret - Lappato | 6 | 1,080 | 24,000 | 40 | 43,200 960 |
| | 10x30 4"x12" | Ret - R10 | 30 | 0,900 | 19,500 | 50 | 45,000 975 |
| | 66,5x49,5 26 ¹ / ₄ x19 ¹ / ₂ | Ret - R10 | 4 | 0,880 | 19,800 | 24 | 21,120 475 |
| | 30x30 12"x12" | Modulo rete (5x5 . 2"x2") Ret - R10 | 4 | 0,360 | 7,150 | 80 | 28,800 572 |
| | 7x60 2 ³ / ₄ x23 ³ / ₄ | Battiscopa Ret - R10 | 12 | 0,504 | 11,040 | 48 | 24,192 530 |
| | 33x90 13"x35 ¹ / ₂ " | ● Gradino costa retta Ret -Grip | 2 | 0,594 | 14,600 | | |
| | 33x120 13"x47 ¹ / ₄ " | Gradino costa retta Ret - R10 | 2 | 0,792 | 19,600 | | |
| | 33x120 13"x47 ¹ / ₄ " | Angolo gradino costa retta SX / DX Ret - R10 | 1 | 0,396 | 10,620 | | |
| | 30x90 12"x35 ¹ / ₂ " | Gradino toro ● 20 mm Ret -Grip | 1 | 0,270 | 11,850 | | |
| | 30x90 12"x35 ¹ / ₂ " | Angolo gradino toro interno / esterno SX / DX ● 20 mm Ret -Grip | 1 | 0,450 | 19,750 | | |
| | 30x90 12"x35 ¹ / ₂ " | Gradino costa lucida ● 20 mm Ret -Grip | 1 | 0,270 | 11,850 | | |
| | 30x90 12"x35 ¹ / ₂ " | Angolo gradino costa lucida interno / esterno SX / DX R ● 20 mm Ret -Grip | 1 | 0,450 | 19,750 | | |

PEZZI SPECIALI . Special pieces . Pièces spéciales . Spezialteile .

ST_ONE

GRES PORCELLANATO . PORCELAIN STONEWARE . GRÉS CÉRAME . FEINSTEINZEUG



OFF WHITE



182551 - 60x120 . 23³/₄x47¹/₄
Ret - R10

182561 - 60x120 . 23³/₄x47¹/₄
Ret - Lappato



182581 - 60x90 . 23³/₄x35¹/₂
Ret - R10

182591 - 60x90 . 23³/₄x35¹/₂
Ret - Lappato



183281 - 66,5x49,5 . 26¹/₄x19¹/₂ - Turtle
Ret - R10



182741 - 60x60 . 23³/₄x23³/₄
Ret - R10

182751 - 60x60 . 23³/₄x23³/₄
Ret - Lappato



182761 - 30x60 . 12"x23³/₄"
Ret - R10

182771 - 30x60 . 12"x23³/₄"
Ret - Lappato



182801 - 60x60 . 23³/₄x23³/₄
Decoro Ret - R10



182811 - 30x60 . 12"x23³/₄"
Decoro Ret - R10



182821 - 10x30 . 4"x12"
Ret - R10



182831 - 30x30 . 12"x12"
(5x5)
Ret - R10

GREY



182552 - 60x120 . 23³/₄x47¹/₄
Ret - R10

182562 - 60x120 . 23³/₄x47¹/₄
Ret - Lappato



182582 - 60x90 . 23³/₄x35¹/₂
Ret - R10

182592 - 60x90 . 23³/₄x35¹/₂
Ret - Lappato



183282 - 66,5x49,5 . 26¹/₄x19¹/₂ - Turtle
Ret - R10



182742 - 60x60 . 23³/₄x23³/₄
Ret - R10

182752 - 60x60 . 23³/₄x23³/₄
Ret - Lappato



182762 - 30x60 . 12"x23³/₄"
Ret - R10


182772 - 30x60 . 12"x23³/₄"
Ret - Lappato




182802 - 60x60 . 23³/₄x23³/₄
Decoro Ret - R10



182812 - 30x60 . 12"x23³/₄"
Decoro Ret - R10



182822 - 10x30 . 4"x12"
Ret - R10



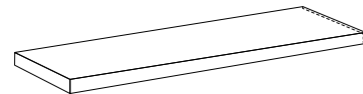
182832 - 30x30 . 12"x12"
(5x5)
Ret - R10

PEZZI SPECIALI . SPECIAL PIECES . PIÈCES SPÉCIALES . SPEZIALTEILE



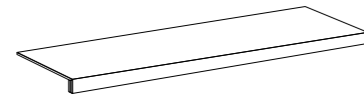
Battiscopa
7x60 . 2³/₄x23³/₄ Ret - R10

182841 - Off White
182842 - Grey



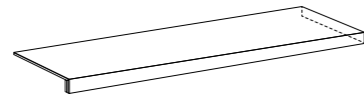
Angolo Gradino Costa Retta SX
33x120 . 13"x47¹/₄" Ret - R10

182871 - Off White
182872 - Grey



Gradino Costa Retta
33x120 . 13"x47¹/₄" Ret - R10

182851 - Off White
182852 - Grey



Angolo Gradino Costa Retta DX
33x120 . 13"x47¹/₄" Ret - R10

182861 - Off White
182862 - Grey

ST_ONE

GRES PORCELLANATO . PORCELAIN STONEWARE . GRÉS CÉRAME . FEINSTEINZEUG



ANTHRACITE



182554 - 60x120 . 23³/₄x47¹/₄
Ret - R10

182564 - 60x120 . 23³/₄x47¹/₄
Ret - Lappato



182584 - 60x90 . 23³/₄x35¹/₂
Ret - R10

182594 - 60x90 . 23³/₄x35¹/₂
Ret - Lappato



183284 - 66,5x49,5 . 26¹/₄x19¹/₂ - Turtle
Ret - R10




182744 - 60x60 . 23³/₄x23³/₄
Ret - R10

182754 - 60x60 . 23³/₄x23³/₄
Ret - Lappato



182764 - 30x60 . 12"x23³/₄
Ret - R10

182774 - 30x60 . 12"x23³/₄
Ret - Lappato





182804 - 60x60 . 23³/₄x23³/₄
Decoro Ret - R10



182814 - 30x60 . 12"x23³/₄
Decoro Ret - R10



182824 - 10x30 . 4"x12"
Ret - R10



182834 - 30x30 . 12"x12"
(5x5)
Ret - R10

GREIGE



182553 - 60x120 . 23³/₄x47¹/₄
Ret - R10

182563 - 60x120 . 23³/₄x47¹/₄
Ret - Lappato



182583 - 60x90 . 23³/₄x35¹/₂
Ret - R10

182593 - 60x90 . 23³/₄x35¹/₂
Ret - Lappato



183283 - 66,5x49,5 . 26¹/₄x19¹/₂ - Turtle
Ret - R10



182743 - 60x60 . 23³/₄x23³/₄
Ret - R10

182753 - 60x60 . 23³/₄x23³/₄
Ret - Lappato



182763 - 30x60 . 12"x23³/₄
Ret - R10

182773 - 30x60 . 12"x23³/₄
Ret - Lappato




182803 - 60x60 . 23³/₄x23³/₄
Decoro Ret - R10



182813 - 30x60 . 12"x23³/₄
Decoro Ret - R10



182823 - 10x30 . 4"x12"
Ret - R10



182833 - 30x30 . 12"x12"
(5x5)
Ret - R10

PEZZI SPECIALI . SPECIAL PIECES . PIÈCES SPÉCIALES . SPEZIALTEILE



Battiscopa
7x60 . 2³/₄x23³/₄ Ret - R10
182844 - Anthracite
182843 - Greige



Angolo Gradino Costa Retta SX
33x120 . 13"x47¹/₄ Ret - R10
182874 - Anthracite
182873 - Greige



Gradino Costa Retta
33x120 . 13"x47¹/₄ Ret - R10
182854 - Anthracite
182853 - Greige



Angolo Gradino Costa Retta DX
33x120 . 13"x47¹/₄ Ret - R10
182864 - Anthracite
182863 - Greige

ST_ONE

GRES PORCELLANATO . PORCELAIN STONEWARE . GRÈS CÉRAME . FEINSTEINZEUG



OFF WHITE



182611 - 60x90 . 23³/₄x35¹/₂
Ret - Grip

GREY



182612 - 60x90 . 23³/₄x35¹/₂
Ret - Grip

ANTHRACITE



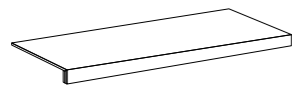
182614 - 60x90 . 23³/₄x35¹/₂
Ret - Grip

GREIGE



182613 - 60x90 . 23³/₄x35¹/₂
Ret - Grip

PEZZI SPECIALI . SPECIAL PIECES . PIÈCES SPÉCIALES . SPEZIALTEILE



Gradino Costa Retta
33x90 . 13¹/₂x35¹/₄ Ret - Grip
183371 - Off White **183374** - Anthracite
183372 - Grey **183373** - Greige



GREY



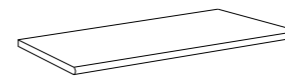
182632 - 60x90 . 23³/₄x35¹/₂ **20 mm**
Ret - Grip

GREIGE

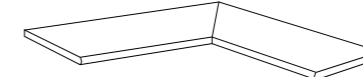


182633 - 60x90 . 23³/₄x35¹/₂ **20 mm**
Ret - Grip

PEZZI SPECIALI . SPECIAL PIECES . PIÈCES SPÉCIALES . SPEZIALTEILE



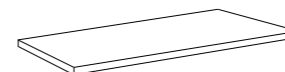
Gradino Toro
30x90 . 12¹/₂x35¹/₂ Ret - Grip
184182 - Grey
184183 - Greige



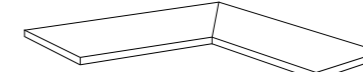
Angolo Grad. Toro Interno Dx-Sx
30x90 . 12¹/₂x35¹/₂ Ret - Grip
184192 - Grey
184193 - Greige



Angolo Grad. Toro Esterno Dx-Sx
30x90 . 12¹/₂x35¹/₂ Ret - Grip
184202 - Grey
184203 - Greige



Gradino Costa Lucida
30x90 . 12¹/₂x35¹/₂ Ret - Grip
184212 - Grey
184213 - Greige



Angolo Grad. Costa Lucida Interno Dx-Sx
30x90 . 12¹/₂x35¹/₂ Ret - Grip
184222 - Grey
184223 - Greige


























Angolo Grad. Costa Lucida Esterno Dx-Sx
30x90 . 12¹/₂x35¹/₂ Ret - Grip
184232 - Grey
184233 - Greige

GRES PORCELLANATO - PORCELAIN STONEWARE

Conforme alla norma EN 14411 1 Appendice G gruppo Bla Conforme alla norma ISO 13006 Appendice G gruppo Bla
Compliant with standards EN 14411 annex G group Bla Compliant with standards ISO 13006 annex G group Bla

Spessore 10mm . 20mm . Thickness 10mm . 20mm

CATTERISTICHE TECNICHE

| Technical features | Norma Standard | Valore prescritto dalle norme Values required by the standard | Valore Sichenia Sichenia values | | |
|---|------------------------|--|--------------------------------------|--------------------------------------|--|
| | | | R9 Lappato | R10 Rettificato | R11 Rettificato |
|  Lunghezza e larghezza Length and width | UNI EN ISO 10545/2 | Rettificato . Rectified ± 0,3 % (max ± 1 mm) | Conforme Compliant | Conforme Compliant | Conforme Compliant |
|  Spessore Thickness | UNI EN ISO 10545/2 | Rettificato . Rectified ± 5 % (max ± 0,5 mm) | Conforme Compliant | Conforme Compliant | Conforme Compliant |
|  Rettilinearità spigoli Warpages of edges | UNI EN ISO 10545/2 | Rettificato . Rectified ± 0,3 % (max ± 0,8 mm) | Conforme Compliant | Conforme Compliant | Conforme Compliant |
|  Ortogonalità Wedging | UNI EN ISO 10545/2 | Rettificato . Rectified ± 0,3 % (max ± 1,5 mm) | Conforme Compliant | Conforme Compliant | Conforme Compliant |
|  Planarità Flatness | UNI EN ISO 10545/2 | Rettificato . Rectified ± 0,4 % (max ± 1,8 mm) | Conforme Compliant | Conforme Compliant | Conforme Compliant |
|  Assorbimento % d'acqua Water absorption | UNI EN ISO 10545/3 | ≤ 0,5 % | ≤ 0,1 % | ≤ 0,1 % | ≤ 0,1 % |
|  Resistenza alla flessione Bending strength | UNI EN ISO 10545/4 | ≥ 35 N/mm ² | ≥ 45 N/mm ² | ≥ 45 N/mm ² | 10mm ≥ 45 N/mm ² 20mm ≥ 50 N/mm ² |
|  Resistenza Abrasione profonda Resistance to deep abrasion | UNI EN ISO 10545-6 | ≤ 175 mm ³ | ≤ 175 mm ³ | ≤ 175 mm ³ | ≤ 175 mm ³ |
|  Sforzo di rottura Breaking strength | UNI EN ISO 10545/4 | ≥ 1300 N | spess. 10mm: ≥ 2 500 N | spess. 10mm: ≥ 2 500 N | spess. 10mm: ≥ 2 500 N spess. 20mm: ≥ 13 600 N |
|  Dilatazione termica lineare tra 20° e 100° C Linear thermal expansion between 20° and 100° C | UNI EN ISO 10545/8 | | < 9 (MK-1) | < 9 (MK-1) | < 9 (MK-1) |
|  Resistenza agli sbalzi termici Thermal shock resistance | UNI EN ISO 10545/9 | Test superato in accordo con ISO 10545-1 Pass according to EN ISO 10545-1 | Nessuna alterazione No alteration | Nessuna alterazione No alteration | Nessuna alterazione No alteration |
|  Resistenza al gelo Frost resistance | UNI EN ISO 10545/12 | Test superato in accordo con ISO 10545-1 Pass according to EN ISO 10545-1 | Nessuna alterazione No alteration | Nessuna alterazione No alteration | Nessuna alterazione No alteration |
|  Resistenza alle macchie Resistance to staining | UNI EN ISO 10545/14 | Classe dichiarata Declared Class | 5 resistente . resistant | 5 resistente . resistant | 5 resistente . resistant |
|  Resistenza ai prodotti chimici di uso domestico e agli additivi per piscina Resistance to household chemicals and swimming pool salts | UNI EN ISO 10545/13 | Classe minima B Minimum Class B | A | A | A |
|  Resistenza a basse concentrazioni di acidi e alcali Resistance to low concentrations of acids and alkalis | | Classe dichiarata Declared Class | LA | LA | LA |
|  Resistenza ad alte concentrazioni di acidi e alcali Resistance to high concentrations of acids and alkalis | | Classe dichiarata Declared Class | HA | HA | HA |
|  Metodo della rampa "calzato" Shod Ramp Test | DIN 51130 | Valore dichiarato Declared value | R9 | R10 | R11 |
|  Metodo della rampa a piedi nudi Barefoot Ramp Test | DIN 51097 | Valore dichiarato Declared value | - | A+B | A+B |
|  Metodo del Pendolo Pendulum Friction Test | AS/NZS 4586 | Declared Classification of the new pedestrian surface materials according to the Pendulum Test | - | - | P4 |
| | BS 7976 | PTV ≥ 36 classifies the surface as "low slip risk" | - | - | ≥ 36 Wet |
| | UNE-ENV 12633 | Valore dichiarato Declared value | - | - | Classe C3 |
|  Coefficiente di attrito Coefficient of friction (COF) | B.C.R.A Rep. CEC/81 | D. M. 236/89 del 14/06/89 μ > 0,40 per elemento scivolante cuoio su pavimentazione asciutta μ > 0,40 per elemento scivolante gomma dura su pavimentazione bagnata | - | > 0,40 | > 0,40 |
|  Coefficiente di attrito dinamico Dynamic coefficient of friction (DCOF) | ANSI A 326.3. 2017 | ANSI A 326.3. 2017 Requires a minimum value of 0.42 for level interior space expected to be walked upon when wet. | - | ≥ 0,42 Wet | ≥ 0,62 Wet |
|  Stonalizzazione Shading | | | V2 | V2 | V2 |
|  Fuga minima consigliata (*) Recommended minimum joint | indoor | | 2mm | 2mm | - |
| | outdoor 10mm | | - | - | 3mm |
| | outdoor 20mm | | - | - | 5mm |

* Salvo diversa indicazione dei Codici di Posa Nazionali. La larghezza delle fughe deve comunque essere decisa dalla Direzione Lavori.
* The width of grout joints must be established by the installation supervisor, unless grout widths are regulated by national laying standards.

DESTINAZIONI D'USO CONSIGLIATE

Examples of applications suggested . Domaines d'utilisation conseillés . Empfohlene Anwendungsbereiche



DESTINAZIONI D'USO CONSIGLIATE 20MM .

Examples of applications suggested . Domaines d'utilisation conseillés . Empfohlene Anwendungsbereiche





Sichenia Gruppo Ceramiche S.p.A.

Via Toscana, 12 - 41049 Sassuolo (Modena) - Italy
Tel. +39 0536.81.84.11 - Fax Italia +39 0536.81.01.05 / export +39 0536.80.08.15

info@sichenia.it - www.sichenia.it

MADE IN ITALY



La riproduzione, la pubblicazione, e la distribuzione, totale o parziale, di tutto il materiale originale contenuto in questo documento sono espressamente vietate in assenza di autorizzazione da parte di Sichenia.

Sichenia si riserva di modificare i prodotti senza preavviso, declinando ogni responsabilità relativa a danni diretti o indiretti derivanti da tali modifiche.

I colori e le caratteristiche estetiche dei materiali illustrati nel presente catalogo sono da ritenersi puramente indicativi.

Per le informazioni e i dati relativi ai codici, imballaggi e pesi occorre sempre consultare l'ultimo listino aggiornato e in vigore.

The reproduction, publication, and distribution, total or partial, of all the original material contained herein is expressly prohibited without the prior consent of Sichenia.

Sichenia reserves the right to make changes to the products without notice, and shall not be liable for any direct or indirect damages arising from any changes.

The colours and the aesthetic characteristics of the products shown in this catalogue are purely illustrative.

For information and data concerning codes, packaging and weight always refer to the last updated price list in force.

La reproduction, la publication et la distribution, totales ou partielles, de tout le matériel original contenu dans ce document sont expressément interdites sans l'autorisation de Sichenia.

Sichenia se réserve la faculté de modifier les produits sans préavis, en déclinant toute responsabilité relative à des dommages directs ou indirects dérivant d'éventuelles modifications.

Les couleurs et les caractéristiques esthétiques du matériel illustré dans ce catalogue sont fournis à titre purement indicatif.

Pour les informations et les données relatives aux codes, aux emballages et aux poids, il est toujours nécessaire de consulter le dernier tarif mis à jour et en vigueur.

Die vollständige oder auszugsweise Vervielfältigung, Veröffentlichung und Verbreitung des gesamten, in diesem Dokument enthaltenen Originalmaterials, ist ohne Genehmigung der Firma Sichenia ausdrücklich untersagt.

Sichenia behält sich das Recht vor, die Produkte ohne vorherige Ankündigung zu ändern und haftet nicht für direkte oder indirekte, durch eventuelle Änderungen verursachte Schäden.

Die Farben und ästhetischen Merkmale des im vorliegenden Katalogs abgebildeten Materials sind rein zur Information und nicht bindend.

Für Informationen zu den Daten der Codenummern, Verpackungen und Gewichten siehe immer die neuste, jeweils gültige Preisliste.

