

QUANDO LA NATURA INCONTRA
LA TECNOLOGIA CERAMICA
ECCO CHE NASCE UN MATERIALE
SENZA TEMPO.

WHEN NATURE MEETS CERAMIC TECHNOLOGY A TIMELESS MATERIAL
HAPPENS.

QUAND LA NATURE RENCONTRE LA TECHNOLOGIE CÉRAMIQUE, UN
MATÉRIAU INTEMPOREL EST NÉ.

WENN DIE NATUR DURCH KERAMISCHE TECHNOLOGIE INTERPRETIERT
WIRD, VERWANDELT SIE SICH IN EIN ZEITLOSES MATERIAL.

 **SICHENIA**
ECCELLENZA CERAMICA ITALIANA

AWBOISE

GRES PORCELLANATO . PORCELAIN STONEWARE . GRÉS CÉRAMÉ . FEINSTEINZEUG

AMBBOISE

SICHENIA SI ISPIRA A UNA PIETRA CHE, TRA TUTTE, È LA PROTAGONISTA DI UNA STORIA MILLENARIA: IL TUFFEAU.

SICHENIA DRAWS INSPIRATION BY A STONE THAT, AMONG ALL OTHERS, IS THE PROTAGONIST OF A THOUSAND-YEAR HISTORY: THE TUFFEAU.

SICHENIA S'INSPIRE D'UNE PIERRE QUI, PARMI TOUTES LES AUTRES, EST LA PROTAGONISTE D'UNE HISTOIRE MILLÉNAIRE : LE TUFFEAU.

SICHENIA IST VON EINEM STEIN INSPIRIERT, DER UNTER ALLEN PROTAGONISTEN EINER TAUSENDJÄHRIGEN GESCHICHTE IST: DEM TUFFEAU.

Questa pietra di origine calcarea predomina nei castelli della Loira che, con la loro magnificenza, restano un capolavoro di bellezza ed eleganza.

Nasce così Amboise, una linea in grado di riprodurre l'unicità della pietra e la sua capacità di tramandare la storia degli spazi che riveste.

L'aspetto vissuto di Amboise intensifica il rapporto tra interno ed esterno, garantendo continuità e coerenza stilistica. Si tratta di una tendenza sempre più nota nel mondo dell'architettura e del design, che Sichenia ha adottato già da diverso tempo.

This limestone predominates in the castles of the Loire Valley that, with their magnificence, are still a study in beauty and elegance.

Thus we have Amboise, a line able to echoing the uniqueness of stone and its ability to conveying the history of the spaces it covers.

The lived-in look of Amboise intensifies the relationship between inside and outside, guaranteeing continuity and stylistic coherence. This is an increasingly well-known trend in the world of architecture and design, which Sichenia has been adopting for some time now.

Cette pierre d'origine calcaire domine les châteaux de la Loire qui, par leur magnificence, restent un chef-d'œuvre de beauté et d'élégance.

Ainsi Amboise, une ligne capable de faire écho à la singularité de la pierre et à sa capacité à transmettre l'histoire des espaces qu'elle recouvre.

L'aspect habité d'Amboise intensifie le rapport entre l'intérieur et l'extérieur, garantissant continuité et cohérence stylistique. C'est une tendance de plus en plus connue dans le monde de l'architecture et du design, que Sichenia adopte déjà depuis un certain temps.

Dieser Stein kalkhaltigen Ursprungs dominiert die Schlösser der Loire, die mit all ihrer Pracht Schönheit und Eleganz bieten.

Amboise wird geboren, eine Linie, die in der Lage ist, die Einzigartigkeit des Steins zu verbreiten, die es versteht, die Geschichte der Räume zu vermitteln, die sie bedeckt.

Die gelebte Optik von Amboise intensiviert die Beziehung zwischen Innen und Außen und garantiert Kontinuität und stilistische Kohärenz. Dies ist ein immer bekannter Trend in der Welt der Architektur und des Designs, den Sichenia seit einiger Zeit aufgreift.

AMBOISE

AMBOISE NASCE PER SODDISFARE TUTTE LE ESIGENZE STILISTICHE PROPONENDO TRE DIVERSE TIPOLOGIE DI BORDI (STRAIGHT, CHIPPED E VINTAGE) E QUATTRO SUPERFICI (SMOOTH, SOFT-GRIP®, LAPPATO E GRIP).

Amboise was created to satisfy all stylistic needs by offering three different edges (Straight, Chipped and Vintage) and four finishes (Smooth, Soft-Grip®, Lappato and Grip).

Amboise a été créée pour répondre à toutes les exigences stylistiques en proposant trois bords différents (Straight, Chipped et Vintage) et quatre finitions (Smooth, Soft-Grip®, Lappato et Grip).

Amboise wurde entwickelt, um alle stilistischen Anforderungen zu erfüllen, indem es drei verschiedene Arten von Kanten (Straight, Chipped und Vintage) und vier alternative Oberflächen (Smooth, Soft-Grip®, Lappato und Grip) anbietet.



STRAIGHT EDGE

Le lastre hanno bordi rettificati perfettamente lineari per ottenere un effetto di superficie ideale in ambienti moderni. Caratterizzate da una finitura superficiale con tecnologia Soft-Grip® R10 A+B.

Slabs with perfectly linear rectified edges created to obtain an ideal surface effect in modern settings, and characterized by a surface finish with Soft-Grip® R10 A+B technology.

Dalles aux bords rectifiés parfaitement linéaires, créées pour obtenir un effet de surface idéal dans les environnements modernes, et caractérisées par une finition de surface avec la technologie Soft-Grip® R10 A+B.

Platten mit perfekt linearen, geschliffenen Kanten, um in modernen Umgebungen einen idealen Oberflächeneffekt zu erzielen. Gekennzeichnet durch eine Oberflächenveredelung mit Soft-Grip® R10 A+B Technologie.



CHIPPED EDGE

I bordi rettificati sono arrotondati e anticati, la superficie è morbida. Il leggero effetto di microstruttura tridimensionale favorisce un effetto vissuto, mantenendo l'eleganza degli ambienti.

The ground edges are rounded and antiqued, the surface is soft. The light three-dimensional microstructure effect favors a lived-in effect while maintaining the elegance of the rooms.

Les bords rectifiés sont arrondis et vieillis, la surface est douce. L'effet léger de microstructure tridimensionnelle favorise un effet vécu tout en conservant l'élégance des pièces.

Die geschliffenen Kanten sind abgerundet und antikisiert, die Oberfläche ist weich. Die leichte dreidimensionale Mikrostruktur-Optik begünstigt eine bewohnte Wirkung bei gleichzeitiger Wahrung der Eleganz der Räume.



VINTAGE EDGE

I bordi sono fortemente irregolari e anticati, la superficie si presenta morbida e piacevole al tatto. Vintage è una lavorazione industriale che simula una martellatura casuale sui bordi per romperli e generare piastrelle diverse l'una dall'altra.

The edges are highly irregular and antiqued, the surface is soft and pleasant to the touch. Vintage is an industrial process that simulates random hammering on the edges in order to break them and generate tiles that are different from each other.

Les bords sont très irréguliers et vieillis, la surface est douce et agréable au toucher. Le vintage est un procédé industriel qui simule des martelages aléatoires sur les bords pour les casser et générer des carreaux différents les uns des autres.

Die Kanten sind stark unregelmäßig und antikisiert, die Oberfläche ist weich und haptisch angenehm. Vintage ist ein industrieller Prozess, der zufälliges Hämmern auf die Kanten simuliert, sie bricht und Fliesen erzeugt, die sich voneinander unterscheiden.





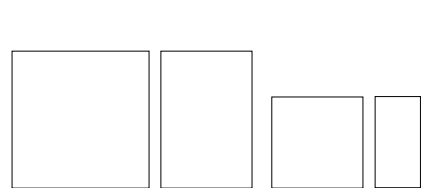
IN

± 10 mm
STRAIGHT-EDGE




60x120 23³/₄x47¹/₄
90x90 35¹/₂x35¹/₂
60x90 23³/₄x35¹/₂
30x90 12"x35¹/₂"
60x60 23³/₄x23³/₄
30x60 12"x23³/₄"

± 10 mm
CHIPPED-EDGE



90x90 35¹/₂x35¹/₂
60x90 23³/₄x35¹/₂
60x60 23³/₄x23³/₄
30x60 12"x23³/₄"

± 10 mm
VINTAGE-EDGE



60x90 23³/₄x35¹/₂

INDOOR - OUTDOOR

L'ampia gamma dei formati, le diverse tipologie di bordi e i vari spessori permettono di trovare soluzioni perfettamente in linea con le moderne esigenze stilistiche e progettuali.

The wide range of sizes and the different edges and thicknesses make it possible to find solutions that fit perfectly the stylistic and design requirements.


La large gamme de tailles et les différents bords et épaisseurs permettent de trouver des solutions qui s'adaptent parfaitement aux exigences stylistiques et de design.

Die große Auswahl an Formaten, die verschiedenen Kantenarten und die unterschiedlichen Dicken ermöglichen es, Lösungen zu finden, die perfekt zu den stilistischen und gestalterischen Anforderungen passen



OUT

10 mm
STRAIGHT-EDGE



60x120
23³/₄x47¹/₄

90x90
35¹/₂x35¹/₂

60x90
23³/₄x35¹/₂

60x60
23³/₄x23³/₄

30x60
12'x23³/₄

40x120
16'x47¹/₄

20 mm

10 mm
CHIPPED-EDGE



60x90
23³/₄x35¹/₂

30x60
12'x23³/₄

90x90
35¹/₂x35¹/₂

60x90
23³/₄x35¹/₂

20 mm

STRAIGHT EDGE

Le lastre dai bordi rettificati conferiscono un look elegante e contemporaneo. Questi bordi vengono accompagnati da due finiture: Soft-Grip® e Lappata.

La finitura **Soft-Grip®** si mantiene morbida al tatto ma al tempo stesso conferisce **alte prestazioni per la resistenza allo scivolamento**, sia negli ambienti **interni** sia in quelli **esterni**.

Il laboratorio tecnico di Sichenia ha inoltre verificato l'elevata resistenza superficiale al calpestio di questa superficie, **paragonabile** alla classe **U4** secondo il **Cahier CSTB 3778_V4 10/2020**.

La finitura **lappata** è **riflettente** e permette di esaltare la colorazione naturale della collezione, donando luminosità e un aspetto elegante all'ambiente.

Particolarità di questo bordo è la disponibilità anche nel formato **40x120 20mm**, perfetto per rivestire muretti e realizzare gradini per esterni.

The slabs with rectified edges give a more elegant and contemporary look. These edges come with two finishes: Soft-Grip® and Lappata.

The **Soft-Grip®** finish remains soft to the touch but, at the same time, gives **high performance in terms of slip resistance**, both for **indoor** and **outdoor** environments.

Sichenia's technical laboratory has also verified the high surface resistance to trampling of this surface, **comparable** to class **U4** according to **Cahier CSTB 3778_V4 10/2020**.

The honed finish is **reflective** and enhances the natural color of the collection, giving brightness and an elegant appearance to the environment.

A special feature of this edge is the size **40x120 20mm**, perfect for covering low walls or outdoor steps.

Les dalles aux bords rectifiés donnent un aspect élégant et contemporain. Ces carreaux sont disponibles en deux finitions : Soft-Grip® et Lappata.

La finition **Soft-Grip®** reste douce au toucher mais offre en même temps des **performances élevées** en termes de **résistance au glissement**, tant pour les environnements intérieurs qu'extérieurs.

Le laboratoire technique Sichenia a également vérifié la haute résistance superficielle au piétinement de cette surface, **comparable** à la classe **U4** selon **Cahier CSTB 3778_V4 10/2020**.

La finition lappata est extrêmement réfléchissante et permet de valoriser la couleur naturelle de la collection, en donnant de la luminosité et un aspect élégant à tout l'environnement.

La particularité de cette bordure est qu'elle est également disponible au format **40x120 20mm**, parfait pour recouvrir des murets et réaliser des marches extérieures.

Die Platten mit rektifizierten Kanten verleihen ein eleganteres und zeitgemäßeres Aussehen. Diese Kanten werden von zwei Ausführungen begleitet: Soft-Grip® und Lappata.

Die **Soft-Grip®**-Oberfläche fühlt sich weich an, bietet aber gleichzeitig eine **hohe Rutschfestigkeit**, sowohl für **Innen-** als auch für **Außen** Umgebungen.

Das technische Labor Sichenia hat auch die hohe Trittfestigkeit dieser Oberfläche bestätigt, vergleichbar mit der Klasse **U4** gemäß **Cahier CSTB 3778_V4 10/2020**.

Die "**Lappata**" Oberfläche ist **reflektierend** und ermöglicht es Ihnen, die natürliche Farbe der Kollektion zu verbessern und der Umgebungshelligkeit und ein elegantes Aussehen zu verleihen.

Eine Besonderheit dieser Kante ist, dass sie auch im Format **40x120 20mm** erhältlich ist, das sich perfekt zum Abdecken von niedrigen Mauern und zum Herstellen von Außentreppen eignet.



STRAIGHT EDGE

Pavimento . Floor: Bianco 90x90 . 35¹/₂x35¹/₂ Ret - Soft Grip

Rivestimento: Wall tile: Collection Silvis Rovere 20x120 . 8"x47¹/₄ Fascia Modulo Rete Ret - R10

Collection Art by Sichenia Hanami Blu 60x120 . 23³/₄x47¹/₄ Ret - Matt





RESTAURANT >
RECEPTION >
< 104 TO 124





STRAIGHT EDGE

Pavimento . Floor: Beige 90x90 . 35¹/₂x35¹/₂ Ret - Lappato / Collection Pavè Wall Beige 30x90 . 12"x35¹/₂ Ret - Ribbed
Rivestimento . Wall tile: Beige 30x90 . 12"x35¹/₂ Ret - Lappato / Collection Pavè Wall 30.90 Beige 30x90 . 12"x35¹/₂ Ret - Ribbed
Collection Art by Sichenia Hanami White 60x12 . 23³/₄x47¹/₄ Ret - Matt

CHIPPED EDGE

I bordi anticati, frutto di una lavorazione esclusiva di Sichenia, rievocano ed esaltano l'irregolarità della materia.

Il feeling autentico di una pavimentazione realizzata con un materiale che si ispira alla pietra dai bordi anticati è valorizzato dalla posa multiformato ricca di variazioni cromatiche.

Il bordo chipped offre due tipologie di finitura: Smooth e Grip.

La finitura **Smooth**, morbida al tatto e **lievemente riflettente**, esalta ancora di più l'aspetto innato di stonizzazione della collezione.

La caratteristica della finitura **Grip** è quella di essere **antiscivolo**, quindi particolarmente indicata nelle applicazioni a pavimento di spazi esterni umidi o bagnati ed è disponibile in due spessori, **10 e 20 mm**.

The antiqued edges are the result of an exclusive Sichenia process, recalling and enhancing the irregularity of the material.

The authentic feeling of a floor covered with a stone-inspired material with antiqued edges is also improved by the multi-format installation and its rich chromatic variations.

The chipped edge offers two finishes: Smooth and Grip.

The **Smooth** finish, soft to the touch and **slightly reflective**, further enhances the innate shade-shading aspect of the collection.

The characteristic of the **Grip** finish is that it is **non-slip**, therefore particularly suitable for floor applications in damp or wet outdoor spaces and is available in two thicknesses: **10 and 20mm**.

Les bords vieillis, résultat d'un procédé exclusif Sichenia, évoquent et mettent en valeur l'irrégularité de la pierre.

La sensation authentique d'un sol réalisé avec un matériau inspiré de la pierre aux bords vieillis est renforcée par l'installation multiformat, riche en variations chromatiques.

Le bord chipped offre deux finitions : Smooth et Grip.

La finition **Smooth**, douce au toucher et **légèrement réfléchissante**, renforce encore l'aspect dégradé inné de la collection.

La caractéristique de la finition **Grip** est qu'elle est **antidérapante**, donc particulièrement adaptée aux applications au sol dans les espaces extérieurs humides ou mouillés, et elle est disponible en deux épaisseurs, **10 et 20 mm**.

Die Antikkanten sind das Ergebnis eines exklusiven Sichenia-Verfahrens, das an die Unregelmäßigkeit des Materials erinnert und es verstärkt.

Das authentische Gefühl eines Bodens aus einem von Stein inspirierten Material mit antikisierten Kanten wird durch die Installation in mehreren Formaten mit vielen Farbvariationen verstärkt.

Die abgebrochene Kante bietet zwei Arten von Finish: Smooth und Grip.

Das "**Smooth**" Finish, das sich weich anfühlt und **leicht reflektierend** ist, verstärkt den angeborenen Aspekt der Schattenschattierung der Kollektion weiter.

Das **Grip**-Finish zeichnet sich durch seine **Rutschfestigkeit** aus und eignet sich daher besonders für Boden Anwendungen in feuchten oder nassen Außenbereichen und ist in zwei Stärken, **10 und 20 mm**, erhältlich.



CHIPPED EDGE

Indoor_Pavimento . Floor: Beige 90x90 . 35¹/₂x35¹/₂ / 60x90 . 23³/₄x35¹/₂ / 60x60 . 23³/₄x23³/₄ / 30x60 . 12"x23³/₄" Ret Chipped - Smooth
Outdoor_Pavimento . Floor: Beige 60x90 . 23³/₄x35¹/₂ Ret Chipped Grip 20mm









CHIPPED EDGE

Indoor_Pavimento . Floor: Beige 90x90 . 35"½x35"½ / 60x90 . 23"¾x35"½ / 60x60 . 23"¾x23"¾ / 30x60 . 12"x23"¾ Ret Chipped - Smooth
Rivestimento . Wall tile: Collection Pavè Wall 30.90 Oro 30x90 . 12"x35"½ Ret - Ribbed
Outdoor_Pavimento . Floor: Beige 60x90 . 23"¾x35"½ Ret Chipped Grip 20mm





CHIPPED EDGE

Indoor_Pavimento . Floor: Grigio 90x90 . 35"½x35"½ Ret Chipped - Smooth
Rivestimento . Wall tile: Collection Tronçais Cognac 26,5x180 . 10"½x71" Ret - Matt
Outdoor_Pavimento . Floor: Grigio 60x90 . 35"½x35"½ Ret Chipped Grip
Gradino Costa Retta Grigio 33x60 . 13"x23"¾x1"½ Ret - Chipped Grip





CHIPPED EDGE

Indoor_Pavimento . Floor: Grigio 90x90 . 35¹/₂x35¹/₂ Ret Chipped - Smooth
Rivestimento . Wall tile: Collection Tronçais Cognac 26,5x180 . 10¹/₂x71" Ret - Matt
Outdoor_Pavimento . Floor: Grigio 60x90 . 35¹/₂x35¹/₂ Ret Chipped Grip /
Gradino Costa Retta Grigio 33x60 . 13¹/₂x23³/₄x1¹/₂ Ret - Chipped Grip





CHIPPED EDGE

Pavimento . Floor: Oro 90x90 . 35¹/₂x35¹/₂ Ret Chipped - Grip **20mm** / Gradino costa retta Oro 30x90 . 12"x35¹/₂ Ret - Chipped Grip **20mm**
Angolo Est. Gradino Costa Retta Oro 30x30 . 12"x12" Ret - Chipped Grip **20mm** / Collection Me_tal Pearl 60x120 . 23³/₄x47¹/₄ Ret - R10
Rivestimento . Wall tile: Collection Silvis Noce 20x120 . 8"x47¹/₄ Ret - R10 / Collection Pavé Wall 30.90 Bianco 30x90 23³/₄x47¹/₄ Ret - Ribbed

CHIPPED EDGE

Pavimento . Floor: Oro 90x90 . 35"½x35"½ Ret Chipped - Grip **20mm**


Gradino costa retta Oro 30x90 . 12"x35"½ Ret - Grip **20mm** / Angolo Est. Gradino Costa Retta Oro 30x30 . 12"x12"Ret - Chipped Grip **20mm**


Collection Me_tal Pearl 60x120 . 23"¾x47"¼ Ret - R10

Rivestimento . Wall tile: Collection Pavé Wall 30.90 Bianco 30x90 23"¾x47"¼ Ret - Ribbed









CHIPPED EDGE

Pavimento . Floor: Oro 30x60 . 12"x23³/₄" Ret - Soft Grip / Gradino costa retta Oro 33x120 . 13"x47¹/₄" Ret - Grip **20mm**
Bianco 60x90 . 23³/₄"x35¹/₂" Ret Chipped - Grip **20mm** / Gradino Costa Retta 30x90 . 12"x35¹/₂" Ret Chipped - Grip **20mm**
Oro 90x90 . 35¹/₂"x35¹/₂" Ret Chipped - Grip **20mm**

Rivestimento . Wall tile: Beige Copertina 40x120 . 16"x47¹/₄" Ret - Grip / Collection Pavé Wall 30.90 Beige 30x90 . 12"x35¹/₂" Ret - Ribbed

VINTAGE EDGE

I bordi sono caratterizzati da un effetto di **forte anticatura irregolare** il cui fascino rimanda a uno stile heritage e rustico.

La pietra consumata dal tempo e dall'usura viene attualizzata da un unico **formato 60x90**, pensato per le esigenze stilistiche del design contemporaneo. Ideale per la progettazione di ambienti accoglienti e al tempo stesso eleganti e moderni, regala allo sguardo la **tridimensionalità delle forme**.

The edges are characterized by a **strong irregular aged effect** whose charm refers to a heritage and rustic style.

The look of a stone consumed by time and wear is updated by a **single 60x90 size**, conceived to answer the stylistic needs of contemporary design. Ideal for welcoming and, at the same time, elegant and modern environments, it pleases the eye with the **three-dimensionality of the shapes**.

Les bords se caractérisent par un **fort effet vieilli irrégulier** dont le charme fait référence à un style heritage et rustique.

L'aspect d'une pierre usée par le temps et l'usure est actualisé par un **seul format 60x90**, conçu pour répondre aux exigences stylistiques du design contemporain. Idéal pour les environnements accueillants et, en même temps, élégants et modernes, il plaît à l'œil par la **tridimensionnalité des formes**.

Die Kanten zeichnen sich durch einen **starken, unregelmäßigen Alterungseffekt** aus, dessen Charme auf einen traditionellen und rustikalen Stil verweist.

Der durch Zeit und Verschleiß verbrauchte Stein wird durch ein **einziges Format von 60x90** aktualisiert, das für die stilistischen Anforderungen des zeitgenössischen Designs entwickelt wurde. Ideal für die Gestaltung einladender und gleichzeitig eleganter und moderner Umgebungen, verleiht es dem Auge die **Dreidimensionalität der Formen**.



VINTAGE EDGE

Pavimento . Floor: Oro 60x90 . 23³/₄x35¹/₂ Vintage - Smooth



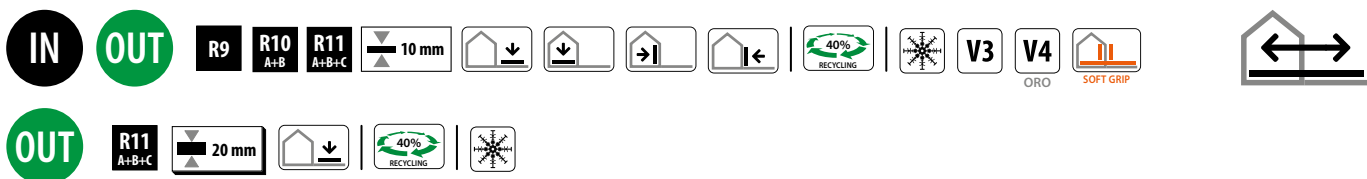


AMBOISE

GRES PORCELLANATO . PORCELAIN STONEWARE . GRÈS CÉRAME . FEINSTEINZEUG



Pavimento . Floor: Beige 60x120 . 23³/₄x47¹/₄ Ret - Soft Grip
Rivestimento . Wall Tile: Collection Pavè Wall 30.90 Beige 30x90 . 12²/₅x35¹/₂ Ret - Ribbed



BIANCO

BEIGE

ORO

GRIGIO




FORMATI . Sizes . Formats . Formate



	90x90 35 ¹ / ₂ x35 ¹ / ₂	Ret - Soft Grip / Ret - Lappato / Ret - Chipped Smooth	2	1,620	34,800	25	40,500	870
	● 20 mm Ret Chipped - Grip		1	0,810	35,320	25	20,250	883
	60x120 23 ³ / ₄ x47 ¹ / ₄	Ret - Soft Grip	2	1,440	31,170	35	50,400	1.091
	60x90 23 ³ / ₄ x35 ¹ / ₂	Ret - Soft Grip / Ret - Chipped Smooth Ret Chipped - Grip / Vintage - Smooth	3	1,620	35,700	32	51,840	1.144
		● 20 mm Ret Chipped - Grip	1	0,540	24,000	45	24,300	1.081
	60x60 23 ³ / ₄ x23 ³ / ₄	Ret - Soft Grip / Ret - Chipped Smooth	4	1,440	31,400	30	43,200	942
	40x120 16"x47 ¹ / ₄	● 20 mm Ret - Grip	1	0,480	20,870	48	23,040	1.002
	30x90 12"x35 ¹ / ₂	Ret - Lappato	4	1,080	26,000	48	51,840	1248
	30x60 12"x23 ³ / ₄	Ret - Soft Grip / Ret - Chipped Smooth / Ret Chipped - Grip	6	1,080	23,765	40	43,200	950
	30x30 12"x12"	Modulo rete (5x5 . 2"x2") Ret - Matt	4	0,360	7,150	80	28,800	572
PEZZI SPECIALI . Special pieces . Pièces spéciales . Spezialteile .	7x60 2 ³ / ₄ x23 ³ / ₄	Battiscopa Ret - Soft Grip	12	0,504	11,000	48	24,192	528
	33x120 13"x47 ¹ / ₄	Gradino costa retta Ret - Soft Grip	2	0,792	20,500	-	-	-
	33x120 13"x47 ¹ / ₄	Angolo gradino costa retta SX/DX Ret - Soft Grip	1	0,362	10,600	-	-	-
	33x60 13"x23 ³ / ₄	Gradino costa retta Ret Chipped - Smooth	4	0,792	22,240	-	-	-
	33x33 13"x13"	Angolo gradino costa retta Ret Chipped - Smooth	4	0,436	14,320	-	-	-
	20x60 8"x23 ³ / ₄	Griglia ● 21 mm Ret - Grip	2	0,240	10,400	-	-	-
	20x60 8"x23 ³ / ₄	Angolo Griglia ● 21 mm Ret - Grip	1	0,200	8,679	-	-	-
	30x90 13"x47 ¹ / ₄	Gradino costa retta ● 20 mm Ret Chipped - Grip	1	0,270	12,900	-	-	-
	30x90 13"x47 ¹ / ₄	Angolo Interno Gradino costa retta ● 20 mm Ret Chipped - Grip	1	0,450	21,400	-	-	-
	30x30 13"x13"	Angolo Esterno Gradino costa retta ● 20 mm Ret Chipped - Grip	1	0,090	4,400	-	-	-
	33x120 13"x47 ¹ / ₄	Gradino costa retta ● 20 mm Ret - Grip	1	0,480	22,390	-	-	-
	33x120 13"x47 ¹ / ₄	Angolo Interno Gradino costa retta ● 20 mm Ret - Grip	1	0,800	36,800	-	-	-
	33x33 13"x13"	Angolo Esterno Gradino costa retta ● 20 mm Ret - Grip	1	0,160	7,464	-	-	-
	40x120 12"x23 ³ / ₄	Copertina Ret - Grip	6	0,180	5,560	-	-	-

AMBOISE STRAIGHT-EDGE

GRES PORCELLANATO . PORCELAIN STONEWARE . GRÈS CÉRAME . FEINSTEINZEUG



BIANCO



192781
60x120 . 23³/₄x47¹/₄
Ret - Soft Grip



192731
90x90 . 35¹/₂x35¹/₂
Ret - Soft Grip



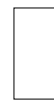
193221
60x90 . 23³/₄x35¹/₂
Ret - Soft Grip



194051
30x90 . 35¹/₂x35¹/₂
Ret - Lappato



192791
60x60 . 23³/₄x23³/₄
Ret - Soft Grip



193541
30x60 . 12"x23³/₄"
Ret - Soft Grip



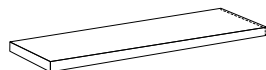
192821
30x30 . 12"x12" (5x5 . 2"x2")
Modulo rete Ret - Soft Grip

194041
90x90 . 35¹/₂x35¹/₂
Ret - Lappato

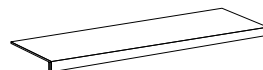
PEZZI SPECIALI . SPECIAL PIECES . PIÈCES SPÉCIALES . SPEZIALTEILE



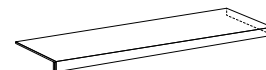
Battiscopa
7x60 . 2³/₄x23³/₄ Ret - Soft Grip
192831 - Bianco



Angolo Gradino Costa Retta SX
33x120 . 13"x47¹/₄ Ret - Soft Grip
192861 - Bianco



Gradino Costa Retta
33x120 . 13"x47¹/₄ Ret - Soft Grip
192841 - Bianco



Angolo Gradino Costa Retta DX
33x120 . 13"x47¹/₄ Ret - Soft Grip
192851 - Bianco

IN**OUT****R10**

A+B

10 mm

**V3****V4**

ORO

SOFT GRIP


**BEIGE****192782**60x120 . 23³/₄x47¹/₄
Ret - Soft Grip**192732**90x90 . 35¹/₂x35¹/₂
Ret - Soft Grip**193222**60x90 . 23³/₄x35¹/₂
Ret - Soft Grip**194052**30x90 . 35¹/₂x35¹/₂
Ret - Lappato**192792**60x60 . 23³/₄x23³/₄
Ret - Soft Grip**193542**30x60 . 12"x23³/₄"
Ret - Soft Grip**192822**30x30 . 12"x12" (5x5 . 2"x2")
Modulo rete Ret - Soft Grip**194042**90x90 . 35¹/₂x35¹/₂
Ret - Lappato**PEZZI SPECIALI . SPECIAL PIECES . PIÈCES SPÉCIALES . SPEZIALTEILE****Battiscopa**7x60 . 2³/₄x23³/₄ Ret - Soft Grip
192832 - Beige**Angolo Gradino Costa Retta SX**33x120 . 13"x47¹/₄" Ret - Soft Grip
192862 - Beige**Gradino Costa Retta**33x120 . 13"x47¹/₄" Ret - Soft Grip
192842 - Beige**Angolo Gradino Costa Retta DX**33x120 . 13"x47¹/₄" Ret - Soft Grip
192852 - Beige

AMBOISE STRAIGHT-EDGE

GRES PORCELLANATO . PORCELAIN STONEWARE . GRÈS CÉRAME . FEINSTEINZEUG



ORO



192785
60x120 . 23³/₄x47¹/₄
Ret - Soft Grip



192735
90x90 . 35¹/₂x35¹/₂
Ret - Soft Grip



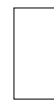
193225
60x90 . 23³/₄x35¹/₂
Ret - Soft Grip



194055
30x90 . 35¹/₂x35¹/₂
Ret - Lappato



192795
60x60 . 23³/₄x23³/₄
Ret - Soft Grip



193545
30x60 . 12"x23³/₄"
Ret - Soft Grip



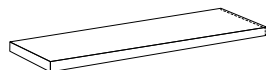
192825
30x30 . 12"x12" (5x5 . 2"x2")
Modulo rete Ret - Soft Grip

194045
90x90 . 35¹/₂x35¹/₂
Ret - Lappato

PEZZI SPECIALI . SPECIAL PIECES . PIÈCES SPÉCIALES . SPEZIALTEILE



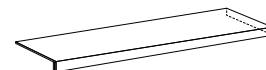
Battiscopa
7x60 . 2³/₄x23³/₄ Ret - Soft Grip
192835 - Oro



Angolo Gradino Costa Retta SX
33x120 . 13"x47¹/₄ Ret - Soft Grip
192865 - Oro



Gradino Costa Retta
33x120 . 13"x47¹/₄ Ret - Soft Grip
192845 - Oro



Angolo Gradino Costa Retta DX
33x120 . 13"x47¹/₄ Ret - Soft Grip
192855 - Oro

IN**OUT****R10**

A+B

10 mm

**V3****V4**

ORO



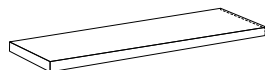
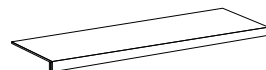
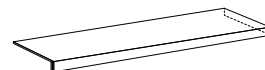
SOFT GRIP



GRIGIO


**192783**60x120 . 23³/₄x47¹/₄
Ret - Soft Grip**192733**90x90 . 35¹/₂x35¹/₂
Ret - Soft Grip**193223**60x90 . 23³/₄x35¹/₂
Ret - Soft Grip**194053**30x90 . 35¹/₂x35¹/₂
Ret - Lappato**192793**60x60 . 23³/₄x23³/₄
Ret - Soft Grip**193543**30x60 . 12"x23³/₄
Ret - Soft Grip**192823**30x30 . 12"x12" (5x5 . 2"x2")
Modulo rete Ret - Soft Grip**194043**90x90 . 35¹/₂x35¹/₂
Ret - Lappato

PEZZI SPECIALI . SPECIAL PIECES . PIÈCES SPÉCIALES . SPEZIALTEILE

**Battiscopa**7x60 . 2³/₄x23³/₄ Ret - Soft Grip
192833 - Grigio**Angolo Gradino Costa Retta SX**33x120 . 13"x47¹/₄ Ret - Soft Grip
192863 - Grigio**Gradino Costa Retta**33x120 . 13"x47¹/₄ Ret - Soft Grip
192843 - Grigio**Angolo Gradino Costa Retta DX**33x120 . 13"x47¹/₄ Ret - Soft Grip
192853 - Grigio

AMBOISE CHIPPED-EDGE

GRES PORCELLANATO . PORCELAIN STONEWARE . GRÈS CÉRAME . FEINSTEINZEUG



BIANCO



193241
90x90 . 35¹/₂x35¹/₂
Ret Chipped - Smooth



192641
60x90 . 23³/₄x35¹/₂
Ret Chipped - Smooth



192661
60x60 . 23³/₄x23³/₄
Ret Chipped - Smooth



192691
30x60 . 12"x23³/₄
Ret Chipped - Smooth

193521
60x90 . 23³/₄x35¹/₂
Ret Chipped - Grip R11 A+B+C

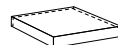
PEZZI SPECIALI . SPECIAL PIECES . PIÈCES SPÉCIALES . SPEZIALTEILE



Battiscopa
7x60 . 2³/₄x23³/₄ Ret - Soft Grip
192831 - Bianco



Gradino Costa Retta
33x60x4 . 13"x23³/₄x1¹/₂ Ret - Chipped Smooth
194401 - Bianco



Angolo Gradino Costa Retta
33x33x4 . 13"x13"x1¹/₂ Ret - Chipped Smooth
194411 - Bianco


IN**OUT****R9****R11**

A+B+C

10 mm

**V3****V4**

ORO

**BEIGE****193242**90x90 . 35¹/₂x35¹/₂

Ret Chipped - Smooth

**192642**60x90 . 23³/₄x35¹/₂

Ret Chipped - Smooth

**192662**60x60 . 23³/₄x23³/₄

Ret Chipped - Smooth

**192692**30x60 . 12"x23³/₄"

Ret Chipped - Smooth

19352260x90 . 23³/₄x35¹/₂

Ret Chipped - Grip R11 A+B+C

19270230x60 . 12"x23³/₄"

Ret Chipped - Grip R11 A+B+C

PEZZI SPECIALI . SPECIAL PIECES . PIÈCES SPÉCIALES . SPEZIALTEILE**Battiscopa**7x60 . 2³/₄x23³/₄ Ret - Soft Grip**192832** - Beige**Gradino Costa Retta**33x60x4 . 13"x23³/₄x1¹/₂ Ret - Chipped Smooth**194402** - Beige**Angolo Gradino Costa Retta**33x33x4 . 13"x13"x1¹/₂ Ret - Chipped Smooth**194412** - Beige

AMBOISE CHIPPED-EDGE

GRES PORCELLANATO . PORCELAIN STONEWARE . GRÈS CÉRAME . FEINSTEINZEUG



ORO



193245
90x90 . 35¹/₂x35¹/₂
Ret Chipped - Smooth



192645
60x90 . 23³/₄x35¹/₂
Ret Chipped - Smooth



192665
60x60 . 23³/₄x23³/₄
Ret Chipped - Smooth



192695
30x60 . 12"x23³/₄
Ret Chipped - Smooth

193525
60x90 . 23³/₄x35¹/₂
Ret Chipped - Grip R11 A+B+C

PEZZI SPECIALI . SPECIAL PIECES . PIÈCES SPÉCIALES . SPEZIALTEILE



Battiscopa
7x60 . 2³/₄x23³/₄ Ret Soft - Grip
192835 - Oro



Gradino Costa Retta
33x60x4 . 13"x23³/₄x1¹/₂ Ret - Chipped Smooth
194405 - Oro



Angolo Gradino Costa Retta
33x33x4 . 13"x13"x1¹/₂ Ret - Chipped Smooth
194415 - Oro

IN**OUT****R9****R11**
A+B+C


10 mm

**V3****V4**

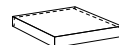
ORO



GRIGIO

**193243**90x90 . 35¹/₂x35¹/₂
Ret Chipped - Smooth**192643**60x90 . 23³/₄x35¹/₂
Ret Chipped - Smooth**192663**60x60 . 23³/₄x23³/₄
Ret Chipped - Smooth**192693**30x60 . 12"x23³/₄"
Ret Chipped - Smooth**193523**60x90 . 23³/₄x35¹/₂
Ret Chipped - Grip R11 A+B+C**192703**30x60 . 12"x23³/₄"
Ret Chipped - Grip R11 A+B+C

PEZZI SPECIALI . SPECIAL PIECES . PIÈCES SPÉCIALES . SPEZIALTEILE


**Battiscopa**7x60 . 2³/₄x23³/₄ Ret Soft - Grip
192833 - Grigio**Gradino Costa Retta**33x60x4 . 13"x23³/₄x1¹/₂ Ret - Chipped Smooth
194403 - Grigio**Angolo Gradino Costa Retta**33x33x4 . 13"x13"x1¹/₂ Ret - Chipped Smooth
194413 - Grigio

AMBOISE VINTAGE - EDGE

GRES PORCELLANATO . PORCELAIN STONEWARE . GRÈS CÉRAME . FEINSTEINZEUG



BEIGE



193392
60x90 . 23³/₄x35¹/₂
Vintage - Smooth



R9



V3

V4

ORO



ORO



193395

60x90 . 23³/₄x35¹/₂

Vintage - Smooth

AMBOISE VINTAGE - EDGE

GRES PORCELLANATO . PORCELAIN STONEWARE . GRÈS CÉRAME . FEINSTEINZEUG



193393

60x90 . 23³/₄x35¹/₂

Vintage - Smooth



AMBOISE CHIPPED-EDGE 20MM

BIANCO



192881 - 60x90 . 23³/₄x35¹/₂ Ret Chipped - Grip

BEIGE



192882 - 60x90 . 23³/₄x35¹/₂ Ret Chipped - Grip



192901 - 90x90 . 35¹/₂x35¹/₂ Ret Chipped - Grip



192902 - 90x90 . 35¹/₂x35¹/₂ Ret Chipped - Grip



R11
A+B+C



V3

V4

ORO

ORO



192885 - 60x90 . 23³/₄x35¹/₂ Ret Chipped - Grip



192905 - 90x90 . 35¹/₂x35¹/₂ Ret Chipped - Grip

GRIGIO



192883 - 60x90 . 23³/₄x35¹/₂ Ret Chipped - Grip



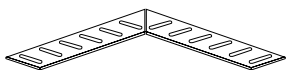
192903 - 90x90 . 35¹/₂x35¹/₂ Ret Chipped - Grip

PEZZI SPECIALI . SPECIAL PIECES PIÈCES SPÉCIALES . SPEZIALTEILE



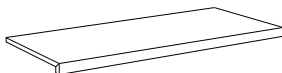
Griglia
20x60 . 8"x23³/₄" Ret - Grip 21 mm

- 192941 - Bianco
- 192942 - Beige
- 192945 - Oro
- 192943 - Grigio



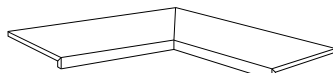
Angolo Griglia
20x60 . 8"x23³/₄" Ret - Grip 21 mm

- 192951 - Bianco
- 192952 - Beige
- 192955 - Oro
- 192953 - Grigio



Gradino Costa Retta
30x90 . 12"x35¹/₂" Ret Chipped - Grip

- 192911 - Bianco
- 192912 - Beige
- 192915 - Oro
- 192913 - Grigio



Angolo Int. Gradino Costa Retta
30x90 . 12"x35¹/₂" Ret Chipped - Grip

- 192921 - Bianco
- 192922 - Beige
- 192925 - Oro
- 192923 - Grigio



Angolo Est. Gradino Costa Retta
30x30 . 12"x12" Ret Chipped - Grip

- 192931 - Bianco
- 192932 - Beige
- 192935 - Oro
- 192933 - Grigio

AMBOISE STRAIGHT-EDGE 20MM

BEIGE



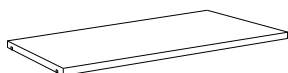
193862 40x120 . 16"x47"¼ Ret - Grip

GRIGIO

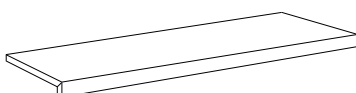


193863 40x120 . 16"x47"¼ Ret - Grip

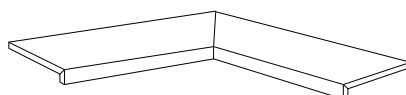
PEZZI SPECIALI . SPECIAL PIECES PIÈCES SPÉCIALES . SPEZIALTEILE



Copertina
40x120 . 16"x47"¼ Ret - Grip
194372 - Beige
194373 - Grigio




Gradino costa retta
33x120 . 13"x47"¼ Ret - Grip
193872 - Beige
193873 - Grigio



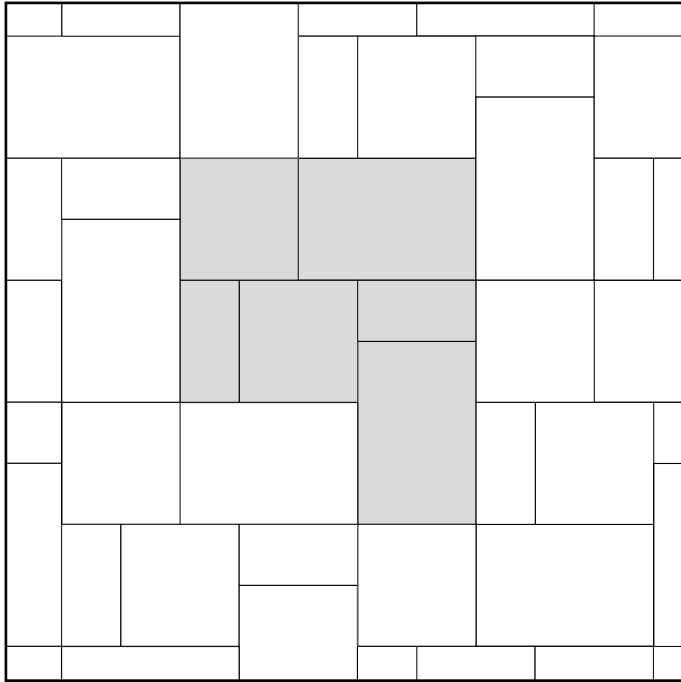
Angolo Interno Gradino costa retta
33x120 . 13"x47"¼ Ret - Grip
193882 - Beige
193883 - Grigio



Angolo Esterno Gradino costa retta
33x33 . 13"x13" Ret - Grip
193892 - Beige
193893 - Grigio




Pavimento . Floor: Gradino costa retta Oro 33x120 . 13"x47"¼ Ret - Grip
Oro 60x90 . 23"¾x35"½ Ret Chipped - Grip 20mm
Rivestimento . Wall tile: Collection Pavé Wall 30.90 Bianco 30x90 23"¾x47"¼ Ret - Ribbed



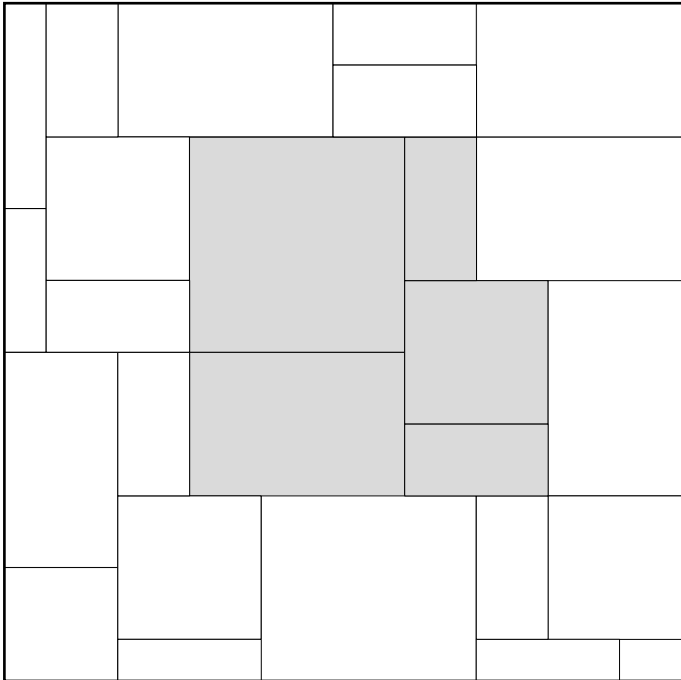
SP03F48

60x90 = 50% / 60x60 = 33,33% / 30x60 = 16,67%



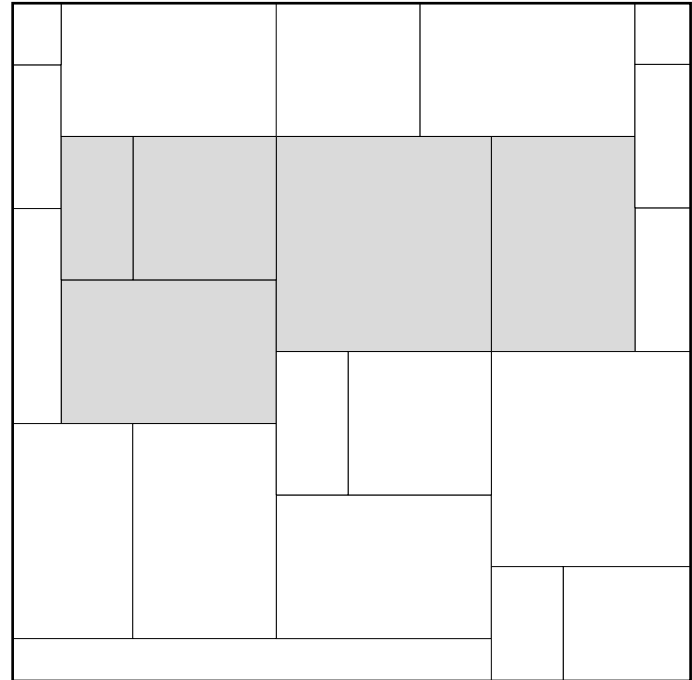
SP03F46

60x90 = 50% / 60x60 = 33,33% / 30x60 = 16,67%



SP04F29

90x90 = 39,13% / 60x90 = 26,09% / 60x60 = 17,39% / 30x60 = 17,39%



SP04F30

90x90 = 33,33% / 60x90 = 44,44% / 60x60 = 14,81% / 30x60 = 7,41%

Nella posa modulare è obbligatoria la fuga di 2 mm.
 The installation of modular sizes require a joint of 2 mm.
 La pose modulaire exige obligatoirement un joint de 2 mm.
 Die Modulare-Verlegung bedarf 2 mm Fuge.

DESTINAZIONI D'USO CONSIGLIATE

Examples of applications suggested . Domaines d'utilisation conseillés . Empfohlene Anwendungsbereiche



ABITAZIONI
HOUSING



ALBERGHI
HOTELS



**BAR
RISTORANTI**
PUB RESTAURANTS



LOCALI PUBBLICI
PUBLIC SPACES



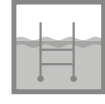
NEGOZI
SHOPS



STAZIONI
TRAIN STATIONS



AEROPORTI
AIRPORTS



PISCINE
SWIMMING POOL



**CENTRI
COMMERCIALI**
MALLS

DESTINAZIONI D'USO CONSIGLIATE 20MM

Examples of applications suggested 20mm . Domaines d'utilisation conseillés 20mm . Empfohlene Anwendungsbereiche 20mm



TERRAZZE
TERRACES



**STABILIMENTI
BALNEARI**
BEACH RESORTS



PARCHEGGI
PARCKING AREAS



AREE URBANE
URBAN AREAS



ZONE INDUSTRIALI
INDUSTRIAL AREASS



**CAMMINAMENTI
PISCINE**
POOL DECKS



**GIARDINI
PARCHI PUBBLICI**
GARDENS - PUBLIC PARKS

SVILUPPO GRAFICO

Patterns



STRAIGHT - EDGE

90x90 **20** Facce differenti / Different Patterns
60x120 **20** Facce differenti / Different Patterns
60x90 **24** Facce differenti / Different Patterns
60x60 **33** Facce differenti / Different Patterns
30x60 **66** Facce differenti / Different Patterns
40x120 **15** Facce differenti / Different Patterns

CHIPPED - EDGE

90x90 **20** Facce differenti / Different Patterns
60x90 **24** Facce differenti / Different Patterns
60x60 **33** Facce differenti / Different Patterns
30x60 **66** Facce differenti / Different Patterns

VINTAGE - EDGE

60x90 **24** Facce differenti / Different Patterns

PIASTRELLE IN GRES PORCELLANATO - PORCELAIN STONEWARE TILES


















Conforme alla norma EN 1441 1 Appendice G gruppo Bla Conforme alla norma ISO 13006 Appendice G gruppo Bla

Compliant with standards EN 14411 annex G group Bla Compliant with standards ISO 13006 annex G group Bla

Spessore 10mm . 20mm . Thickness 10mm . 20mm

CATTERISTICHE TECNICHE

Technical features

	Norma Standard	Valore prescritto dalle norme Values required by the standard	Valore Sichenia Sichenia values				
			Lappato	R9 Smooth	R10 Soft Grip	R11 Grip	
 Lunghezza e larghezza Length and width	UNI EN ISO 10545/2	Rettificato . Rectified ± 0,3 % (max ± 1 mm)	Conforme Compliant	Conforme Compliant	Conforme Compliant	Conforme Compliant	
 Spessore Thickness	UNI EN ISO 10545/2	Rettificato . Rectified ± 5 % (max ± 0,5 mm)	Conforme Compliant	Conforme Compliant	Conforme Compliant	Conforme Compliant	
 Rettilinearità spigoli Warpages of edges	UNI EN ISO 10545/2	Rettificato . Rectified ± 0,3 % (max ± 0,8 mm)	Conforme Compliant	Conforme Compliant	Conforme Compliant	Conforme Compliant	
 Ortogonalità Wedging	UNI EN ISO 10545/2	Rettificato . Rectified ± 0,3 % (max ± 1,5 mm)	Conforme Compliant	Conforme Compliant	Conforme Compliant	Conforme Compliant	
 Planarità Flatness	UNI EN ISO 10545/2	Rettificato . Rectified ± 0,4 % (max ± 1,8 mm)	Conforme Compliant	Conforme Compliant	Conforme Compliant	Conforme Compliant	
 Assorbimento % d'acqua Water absorption	UNI EN ISO 10545/3	≤ 0,5 %	≤ 0,1 %	≤ 0,1 %	≤ 0,1 %	≤ 0,1 %	
 Resistenza alla flessione Bending strength	UNI EN ISO 10545/4	≥ 35 N/mm ²	≥ 45 N/mm ²	≥ 45 N/mm ²	≥ 45 N/mm ²	≥ 45 N/mm ²	
 Resistenza Abrasione profonda Resistance to deep abrasion	UNI EN ISO 10545-6	≤ 175 mm ³	≤ 175 mm ³	≤ 175 mm ³	≤ 175 mm ³	≤ 175 mm ³	
 Sforzo di rottura Breaking strength	UNI EN ISO 10545/4	≥ 1300 N	spess. 10mm: ≥ 2.500 N	spess. 10mm: ≥ 2'500 N	spess. 10mm: ≥ 2'500 N	spess. 10mm: ≥ 2'500 N spess. 20mm: ≥ 12'500 N	
 Dilatazione termica lineare tra 20° e 100° C Linear thermal expansion between 20° and 100° C	UNI EN ISO 10545/8		< 9,0x10 ⁻⁶ K ⁻¹	< 9,0x10 ⁻⁶ K ⁻¹	< 9,0x10 ⁻⁶ K ⁻¹	< 9,0x10 ⁻⁶ K ⁻¹	
 Resistenza agli sbalzi termici Thermal shock resistance	UNI EN ISO 10545/9	Test superato in accordo con ISO 10545-1 Pass according to EN ISO 10545-1	Nessuna alterazione No alteration	Nessuna alterazione No alteration	Nessuna alterazione No alteration	Nessuna alterazione No alteration	
 Resistenza al gelo Frost resistance	UNI EN ISO 10545/12	Test superato in accordo con ISO 10545-1 Pass according to EN ISO 10545-1	Nessuna alterazione No alteration	Nessuna alterazione No alteration	Nessuna alterazione No alteration	Nessuna alterazione No alteration	
 Resistenza alle macchie Resistance to staining	UNI EN ISO 10545/14	Classe dichiarata Declared Class	5 resistente . resistant	5 resistente . resistant	5 resistente . resistant	5 resistente . resistant	
Resistenza ai prodotti chimici di uso domestico e agli additivi per piscina Resistance to household chemicals and swimming pool salts			Classe minima B Minimum Class B	A	A	A	A
 Resistenza a basse concentrazioni di acidi e alcali Resistance to low concentrations of acids and alkalis	UNI EN ISO 10545/13		Classe dichiarata Declared Class	LA	LA	LA	LA
Resistenza ad alte concentrazioni di acidi e alcali Resistance to high concentrations of acids and alkalis			Classe dichiarata Declared Class	HA	HA	HA	HA
Metodo della rampa "calzato" Shod Ramp Test		DIN 51130	Valore dichiarato Declared value	-	R9	R10	R11
Metodo della rampa a piedi nudi Barefoot Ramp Test		DIN 51097	Valore dichiarato Declared value	-	-	A+B	A+B+C
 Metodo del Pendolo Pendulum Friction Test	AS/NZS 4586	Declared Classification of the new pedestrian surface materials according to the Pendulum Test	-	-	P3	P4	
	BS 7976	PTV ≥ 36 classifies the surface as "low slip risk"	-	-	≥ 36 Wet	≥ 36 Wet	
	UNE-ENV 12633	Valore dichiarato Declared value	-	-	Classe C2	Classe C3	
Coefficiente di attrito Coefficient of friction (COF)		B.C.R.A Rep. CEC/81	D. M. 236/89 del 14/06/89 μ > 0,40 per elemento scivolante cuoio su pavimentazione asciutta μ > 0,40 per elemento scivolante gomma dura su pavimentazione bagnata	-	-	> 0,40 Asciutto > 0,40 Bagnato	> 0,40 Asciutto > 0,40 Bagnato
Coefficiente di attrito dinamico Dynamic coefficient of friction (DCOF)		ANSI A 326.3. 2017	ANSIA 326.3. 2017 Requires a minimum value of 0.42 for level interior space expected to be walked upon when wet.	-	-	≥ 0,42 Wet	≥ 0,62 Wet
 Stonalizzazione Shading			V3 V4 Oro	V3 V4 Oro	V3 V4 Oro	V3 V4 Oro	
 Fuga consigliata (*) Recommended joint	Indoor	≥ 2 mm					
	Indoor multiformato (Tassativo / Mandatory)	= 2 mm					
	Outdoor	≥ 5 mm					

* Salvo diversa indicazione dei Codici di Posa Nazionali. La larghezza delle fughe deve comunque essere decisa dalla Direzione Lavori.

* The width of grout joints must be established by the installation supervisor, unless grout widths are regulated by national laying standards.

La riproduzione, la pubblicazione, e la distribuzione, totale o parziale, di tutto il materiale originale contenuto in questo documento sono espressamente vietate in assenza di autorizzazione da parte di Sichenia.
Sichenia si riserva di modificare i prodotti senza preavviso, declinando ogni responsabilità relativa a danni diretti o indiretti derivanti da tali modifiche.
I colori e le caratteristiche estetiche dei materiali illustrati nel presente catalogo sono da ritenersi puramente indicativi.
Per le informazioni e i dati relativi ai codici, imballaggi e pesi occorre sempre consultare l'ultimo listino aggiornato e in vigore.

The reproduction, publication, and distribution, total or partial, of all the original material contained herein is expressly prohibited without the prior consent of Sichenia.
Sichenia reserves the right to make changes to the products without notice, and shall not be liable for any direct or indirect damages arising from any changes.
The colours and the aesthetic characteristics of the products shown in this catalogue are purely illustrative.
For information and data concerning codes, packaging and weight always refer to the last updated price list in force.

La reproduction, la publication et la distribution, totales ou partielles, de tout le matériel original contenu dans ce document sont expressément interdites sans l'autorisation de Sichenia.
Sichenia se réserve la faculté de modifier les produits sans préavis, en déclinant toute responsabilité relative à des dommages directs ou indirects dérivant d'éventuelles modifications.
Les couleurs et les caractéristiques esthétiques du matériel illustré dans ce catalogue sont fournis à titre purement indicatif.
Pour les informations et les données relatives aux codes, aux emballages et aux poids, il est toujours nécessaire de consulter le dernier tarif mis à jour et en vigueur.

Die vollständige oder auszugsweise Vervielfältigung, Veröffentlichung und Verbreitung des gesamten, in diesem Dokument enthaltenen Originalmaterials, ist ohne Genehmigung der Firma Sichenia ausdrücklich untersagt.
Sichenia behält sich das Recht vor, die Produkte ohne vorherige Ankündigung zu ändern und haftet nicht für direkte oder indirekte, durch eventuelle Änderungen verursachte Schäden.
Die Farben und ästhetischen Merkmale des im vorliegenden Katalogs abgebildeten Materials sind rein zur Information und nicht bindend.
Für Informationen zu den Daten der Codenummern, Verpackungen und Gewichten siehe immer die neuste, jeweils gültige Preisliste.

MADE IN ITALY





Sichenia Gruppo Ceramiche S.p.A.

Via Toscana, 12 - 41049 Sassuolo (Modena) - Italy
Tel. +39 0536.81.84.11 - Fax Italia +39 0536.81.01.05 / export +39 0536.80.08.15

info@sichenia.it - www.sichenia.it